

### About Johns Hopkins Medicine

Since its founding more than a century ago, Johns Hopkins Medicine has been a world leader in medicine through its outstanding physicians, researchers, nurses and technicians; a renowned School of Medicine; three acute-care hospitals; and several outpatient facilities. Located in Baltimore, Maryland, USA, Johns Hopkins is the nation's largest recipient of research funds from the National Institutes of Health, supporting discovery and education in the basic sciences and clinical medicine. The 1,000-bed Johns Hopkins Hospital has been named the #1 hospital in the United States for the past 13 years by *U.S. News & World Report*.

### About Johns Hopkins International

Johns Hopkins International brings the best of Johns Hopkins in patient care, medical education and research to the world by collaborating with institutions around the world to promote its mission of excellence and improve the quality of care delivered to patients.

### For More Information

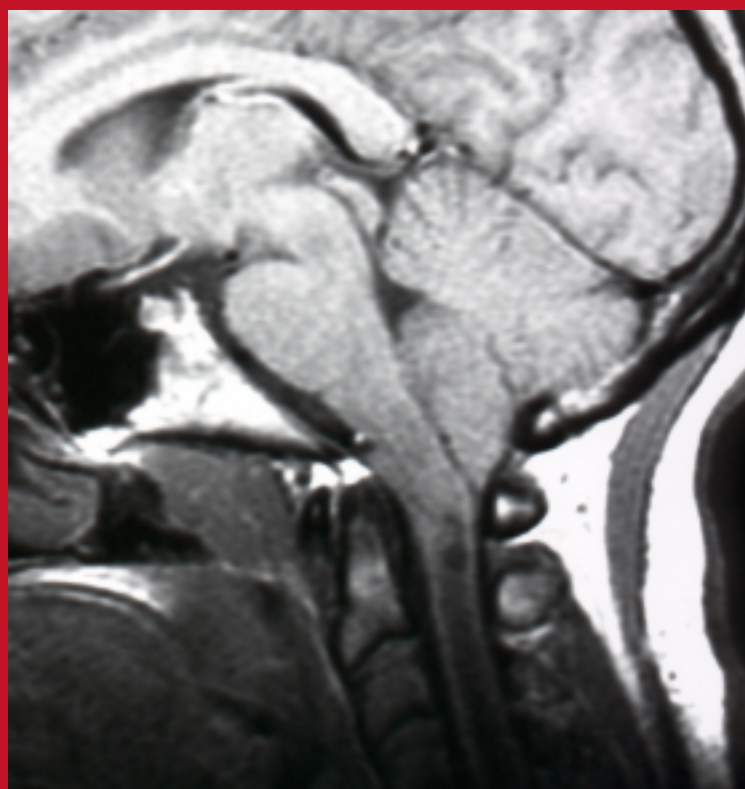
To learn more about Johns Hopkins Neuroradiology Services, please contact Johns Hopkins International at [projects@jhmi.edu](mailto:projects@jhmi.edu), or call +1 410.955.8033 to speak with a JHNS team member.



Johns Hopkins International  
601 N. Caroline Street, Suite 1080  
Baltimore, MD 21287  
USA  
E-mail: [projects@jhmi.edu](mailto:projects@jhmi.edu)  
Website: [www.jhintl.net](http://www.jhintl.net)

## Neuroradiology


READING, TRAINING  
AND CONSULTING SERVICES



**The globalization of healthcare**, coupled with recent advances in telecommunications, is creating exciting ways for healthcare providers to enhance patient care. At minimal cost, it is now possible for an institution anywhere in the world to partner with Johns Hopkins and gain access to unparalleled neuroradiological expertise that would otherwise require major expenditures to provide in-house.

**Johns Hopkins Neuroradiology Services (JHNS)** helps institutions around the world supplement the services they offer to their patients. Through flexible agreements that address the needs of the client organization, JHNS—staffed by the neuroradiology specialists of America's #1 ranked hospital—is able to offer a full spectrum of services, from primary readings and second opinions, to customized training, to consulting in clinical service development, quality control and equipment evaluation.

Within the framework of long-term relationships with client institutions, JHNS supports the development of independent, in-country centers of excellence in neuroradiology, helping to make the best care possible available to patients everywhere.



The Johns Hopkins Neuroradiology Faculty includes (left to right): Peter Barker, D.Phil.; Marty Pomper, M.D. Ph.D.; Bruce Wasserman, M.D.; Mike Kraut, M.D., Ph.D.; Dima Hammoud, M.D.; Dave Yousem, M.D., M.B.A.; Deepak Takhtani, M.D.; Doris Lin, M.D., Ph.D.; Nafi Aygun, M.D. Not shown: James Zinreich, M.D.; Alena Horska, Ph.D.; and Dzung Pham, Ph.D.



“We don’t just read films. We provide support, education, quality assurance, and operations management. The ultimate goal is for the clients to become independent and provide these services on their own, with our help only as needed.”

David Yousem, M.D.,  
Director of Neuroradiology,  
Johns Hopkins Medicine

“Johns Hopkins’ Radiology Department made it possible for the Bermuda Hospitals Board to implement a very high quality MRI service over a short period of time. Johns Hopkins provided support both on site and remotely by supplying fully trained manpower for scanning and reading of MRI examinations, and by offering continuing education for our BHB staff, physicians and local insurers. As the local MRI service matures, our relationship will change to one of mutual support, extremely important to Bermuda because of our remote location. We are deeply appreciative of the level of support and concern experienced with our relationship with Johns Hopkins.”

Venetta Symonds,  
Chief Operations Officer,  
Bermuda Hospitals Board

“Radiology Services of New York uses Johns Hopkins Neuroradiology exclusively for interpreting our neuroradiology cases. This teleradiology solution allows us, our patients and our referring physicians access to what we consider to be the best Neuro-radiology service in the country. The quality of the reports rendered and the ability to promptly discuss these cases with the neuroradiology staff could not be achieved anywhere else.”

Salvatore DeSena,  
Managing Partner,  
Radiology Services of New York

### Readings and Second Opinions

JHNS renders neuroradiology primary readings and second opinions of the highest quality, 24 hours a day. JHNS provides the client site with the means to send secure imaging data through a virtual private network, and pays the transmission fee. The only cost to the client is the actual reading or second opinion. Readings are returned to the client institution by HIPAA-compliant, secure e-mail in four hours or less.

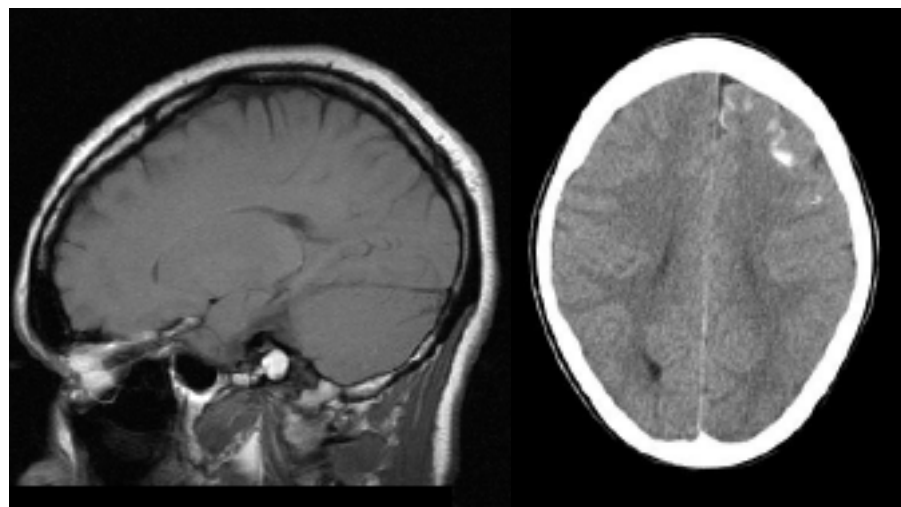
### The Neuroradiology Team

Johns Hopkins Neuroradiology Services is backed by the highest quality control in all aspects of imaging, and a multi-disciplinary faculty with expertise in all neuroradiology techniques, including MRI, CT, myelograms, and plain film.

Readings are conducted by an internationally renowned team of Johns Hopkins neuroradiologists, all of whom hold American Board of Radiology and Certificate of Added Qualification (CAQ) in Neuroradiology certifications. The team’s quality rests on its ability to read cases with superior accuracy, confidence and experience, and its service-oriented rapport with referring physicians around the world.

### Training & Education Programs

JHNS has created a portfolio of customized neuroradiology training programs for physicians and technicians that meet the standards set by the Johns Hopkins School of Medicine and Hospital. Focusing on the specific needs of the client organization, the trainings help to facilitate the evolution of neuroradiology capabilities at centers worldwide. JHNS subspecialists are available to support the client at whatever level of expertise is needed, from weeklong and monthlong training sessions to remote input from JHNS faculty.



### Neuroradiology Consulting Services

The development of a strong neuroradiology program is a critical element of both high-quality patient care and the success of a full-service clinical facility. JHNS supports institutions interested in developing independent neuroradiology services by providing consulting services in the following areas:

**Clinical Program Development** JHNS experts work with the local team to evaluate criteria for the clinical program and provide solutions for the strategic roll out.

**Quality Control** JHNS experts conduct quality assurance of equipment, technologists, filming, interpretation, storage, and retrieval of imaging data. JHNS recommends regular reviews of protocols, readings and scanner functions to ensure optimum patient care.

**Capital Equipment Purchase** JHNS experts assist with vendor/equipment selection, strategies for cost containment and needs assessment, service contract issues and identification of alternative methods of funding.

### Why JHNS is Right for Your Organization

- Depending on demand, it may be cheaper to outsource services than to hire a full-time neuroradiologist
- JHNS has superbly qualified subspecialists for superior readings and training
- JHNS is always there, with service 24 hours a day
- JHNS offers fast, secure readings, with a four-hour turnaround time
- JHNS breeds independence, offering a full range of reading, training & consulting services